



Summer Squares

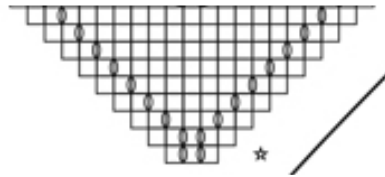
by DROPS Design

Knitted cloth in garter stitch and lace pattern

- ☐ = knit from right side
- ◻ = between 2 stitches make 1 yarn over
- ▣ = knit 2 together
- ▤ = slip 1 stitch knitwise, knit 1 and pass slipped stitch over stitch worked
- ▥ = slip 1 stitch knitwise, knit 2 together and pass slipped stitch over stitches worked together
- ★ = diagrams show only needle from right side, on all rows from wrong side knit stitches

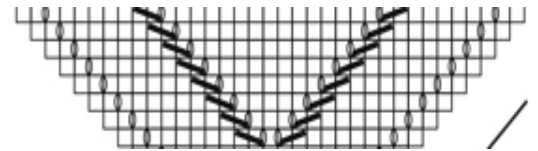
CO 3

1. K1, yo, k1, yo, k1
2. Knit
3. K2, yo, k, yo, k2
4. Knit
5. K2, yo, **k** to last 2 sts, yo, k2
6. Knit



Repeat Rows 5 & 6 - until there are **15 center knit sts** -6 x's more (total 18 rows)

19. K2, yo, k6, k2 tog, yo, **k1**, yo, skp, k6, yo, k2
20. Knit



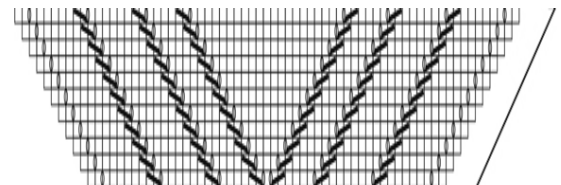
Repeat rows 19 & 20, until there are **15 center knit sts**

35. K2, yo, k6, k2tog, yo, k6, k2tog, yo, **k**, yo, skp, k6, yo, skp, k6, yo k2
36. Knit



Repeat rows 35 & 36 until there are **11 center knit sts**

47. K2, yo, k6, k2tog, yo, k6, k2tog, yo, k4, k2tog, yo **k1**, yo, skp, k4 yo, skp, k6, yo, skp, k6, yo k2
48. Knit



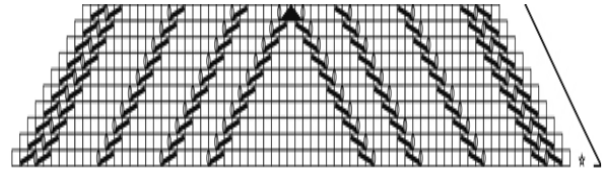
Repeat rows 47 & 48 until there are **21 center knit sts**
(71 sts) (68 Rows)

DECREASE SECTION

69. K1, skp, yo, skp, k6, ,yo, skp, k6, ,yo, skp, k4, ,yo, skp, **k17**, k2tog, yo, k4, k2tog, yo, k6, k2tog, yo, k6, k2tog, yo, k2tog, k1

70. Knit

Repeat rows 69 & 70 until there is **1 center knit st**



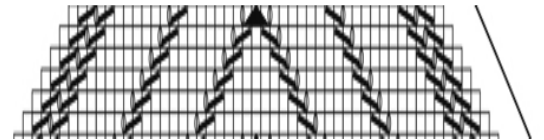
87. K1, skp, yo, skp, k6, ,yo, skp, k6, ,yo, skp, k4, ,yo, **slip 1 st knitwise, knit 2 together and pass slipped stitch over**, yo, k4, k2tog, yo, k6, k2tog, yo, k6, k2tog, yo, k2tog, k1

88. Knit

89. K1, skp, yo, skp, k6, ,yo, skp, k6, ,yo, skp, **k9**, k2tog, yo, k6, k2tog, yo, k6, k2tog, yo, k2tog, k1

90. Knit

Repeat rows 89 & 90 until there is **1 center knit st**



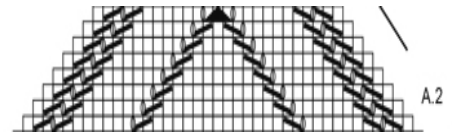
99. K1, skp, yo, skp, k6, ,yo, skp, k6, **slip 1 st knitwise, knit 2 together and pass slipped stitch over**, yo, k6, k2tog, yo, k6, k2tog, yo, k2tog, k1

100. Knit

101. K1, skp, yo, skp, k6, yo, skp, **k13**, k2tog, yo, k6, k2tog, yo, k2tog, k1

102. Knit

Repeat rows 101 & 102 until there is **1 center knit st**



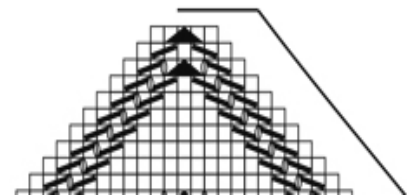
115. K1, skp, yo, skp, k6, ,yo, **slip 1 st knitwise, knit 2 together and pass slipped stitch over**, yo, k6, k2tog, yo, k2tog, k1

116. knit

117. K1, skp, yo, skp, **k13**, k2tog, yo, k2tog, k1

118. Knit

Repeat rows 117 & 118 until there is **1 center knit st**



131. K1, skp, yo, **slip 1 st knitwise, knit 2 together and pass slipped stitch over**, yo, k2tog, k1

132. Knit

133. k1 skp, k1, k2tog, k1

134. knit

135. k1, **slip 1 st knitwise, knit 2 together and pass slipped stitch over**, k1

136. knit

Bind off